

# ANNUAL REPORT

OFFICE OF THE ATTORNEY GENERAL

## 2022 STATISTICS ON CONCEALED-HANDGUN LICENSES IN OHIO



On June 13, 2022, a new concealed-carry law took effect in Ohio, giving qualifying residents the right to carry a concealed handgun without a permit. Despite the change, the state's permitting system remains in place.



**DAVE YOST**

OHIO ATTORNEY GENERAL



The Attorney General's Office  
protects Ohio and its families.

Our actions are driven by their interests,  
guided by the rule of law  
and the relentless pursuit of justice.

We seek to constrain evil and empower good,  
without partisan preference  
or subjective judgment, as defined  
by the law and by the Constitutions  
of the United States and Ohio.



**DAVE YOST**

OHIO ATTORNEY GENERAL



# DAVE YOST

OHIO ATTORNEY GENERAL

The Honorable Mike DeWine  
Governor of Ohio  
Riffe Center  
77 S. High St.  
30<sup>th</sup> Floor  
Columbus, Ohio 43215

The Honorable Jason Stephens  
Speaker, Ohio House of  
Representatives  
Riffe Center  
77 S. High St.  
14<sup>th</sup> Floor  
Columbus, Ohio 43215

The Honorable Matt Huffman  
President, Ohio Senate  
Statehouse  
1 Capitol Square  
2<sup>nd</sup> Floor  
Columbus, Ohio 43215

Dear Colleagues,

Since June 13, 2022, qualifying Ohioans have had the right to carry a concealed handgun without a permit in our state. But it's important to note that the new Ohio law, while allowing permitless carry, also *preserved* the permitting system that the state put in place in 2004 to benefit gun owners.

For starters, obtaining an official concealed-carry card in Ohio requires license-seekers to successfully complete eight hours of training covering handgun operation as well as safe handling of guns and ammunition. This includes two hours on a shooting range under the guidance of certified instructors. Applicants also must familiarize themselves with laws regarding self-defense and concealed carry.

There are other upsides, too. Permit-holders can continue to carry handguns when traveling in states that honor Ohio's concealed-carry license, and sometimes can skip the background check when buying a gun, depending on the retailer's policy.

Nevertheless, the change in state law resulted in a predictable and significant drop in the number of concealed-carry licenses that were issued and renewed by Ohio's 88 county sheriffs, who administer the program.

Last year, 27,031 new licenses were issued, compared with 94,298 in 2021 – a decrease of about 71%. Likewise, license renewals totaled 62,751, compared with 108,622 in 2021 – a 42% decrease.

In addition, Ohio's sheriffs denied licenses to 825 applicants who failed to meet state-mandated requirements and revoked 454 licenses for reasons that include a felony conviction and/or mental incompetence, as required by law.

This report, per Ohio Revised Code Section 109.731(C), is based on 2022 data supplied by the Ohio Peace Officer Training Commission, a division of my office. Please read on for additional details.

If you have questions, please contact my office or visit [www.OhioAttorneyGeneral.gov/ConcealedCarry](http://www.OhioAttorneyGeneral.gov/ConcealedCarry).

Yours,

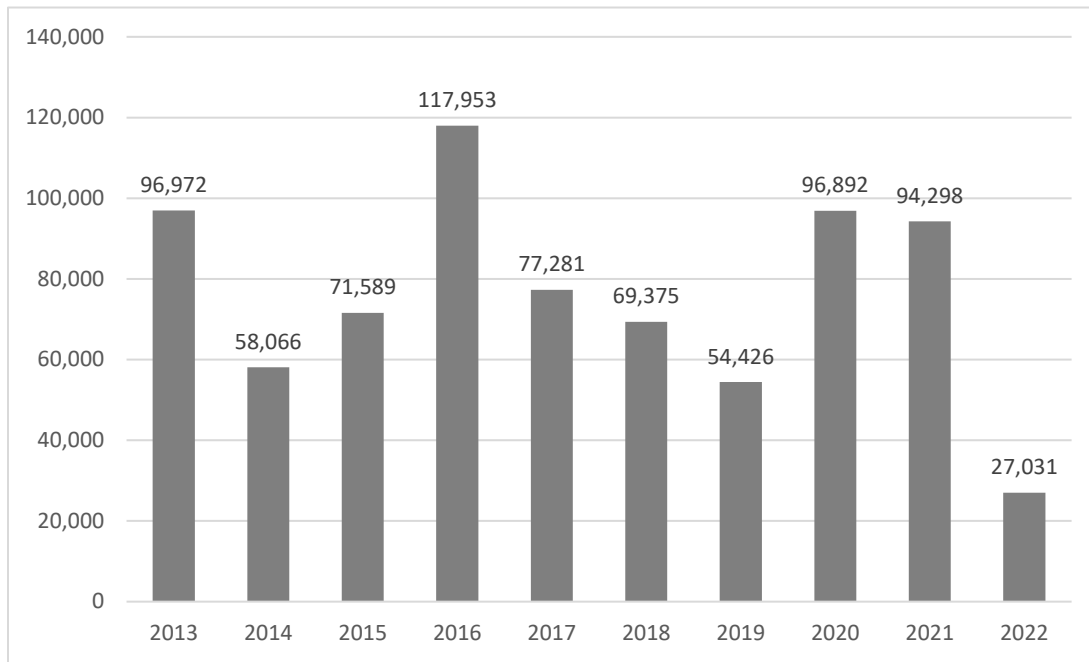
A handwritten signature in blue ink that reads "Dave Yost".

Dave Yost  
Ohio Attorney General

# Statewide statistics

## New licenses issued

In 2022, Ohio's sheriffs issued 71% fewer new concealed-carry licenses than they did the previous year.



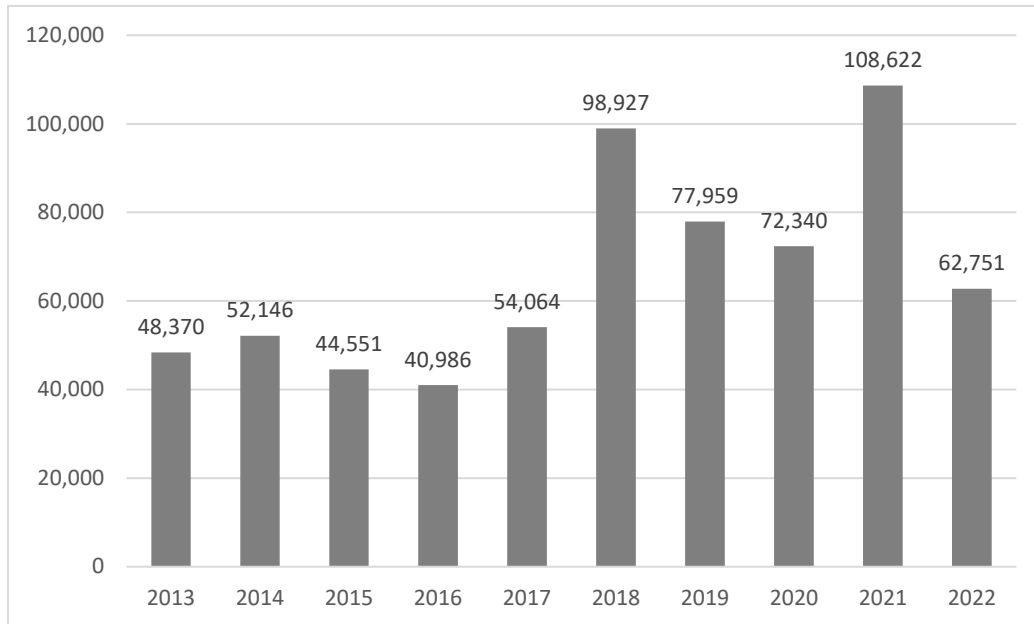
### Counties that issued the most:

1. Franklin: 2,597 (6,060 in 2021)
2. Lake: 2,467
3. Tuscarawas: 1,715
4. Butler: 1,238
5. Clermont: 1,064

Residents of Ohio can apply for a concealed-carry license in their home county or a county sharing a border with their home county, according to ORC 2923.125(A).

## Licenses renewed

The number of licenses renewed in 2022 marked a 42% decrease over 2021.



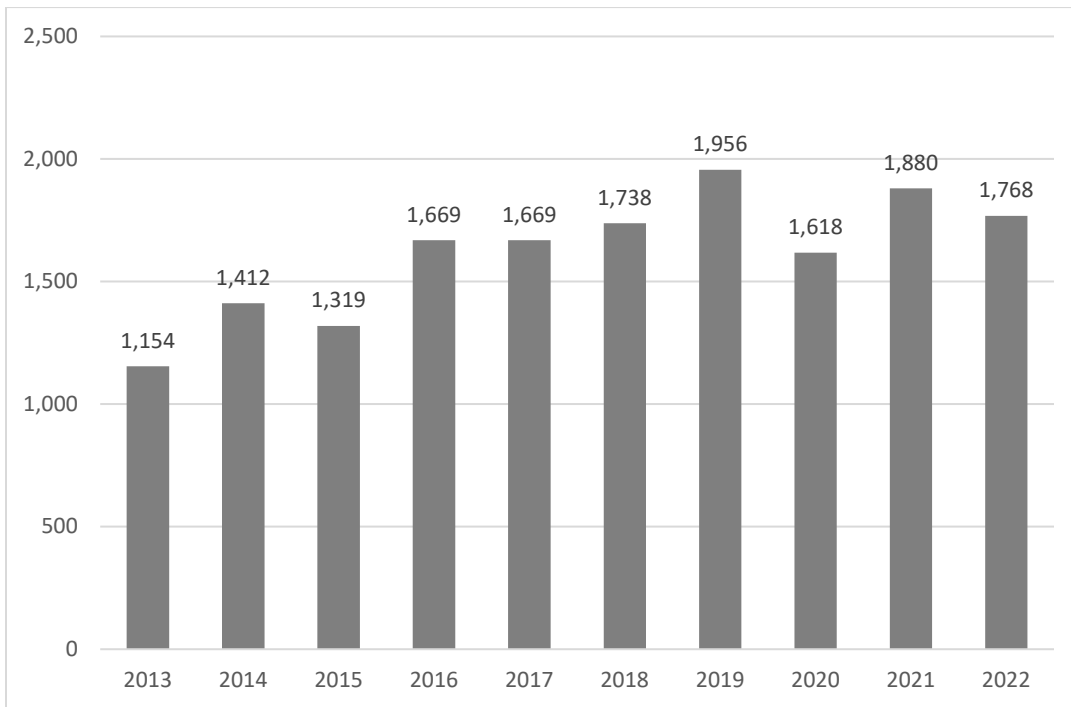
Permit holders seeking to keep active licenses must renew every five years.

### Counties that renewed the most:

1. Franklin: 4,311 (4,742 in 2021)
2. Lake: 3,274
3. Butler: 2,654
4. Clermont: 2,562
5. Montgomery: 2,083

## Licenses suspended

The number of licenses suspended in 2022 was the third-highest, behind only 2021 and the record year of 2019.



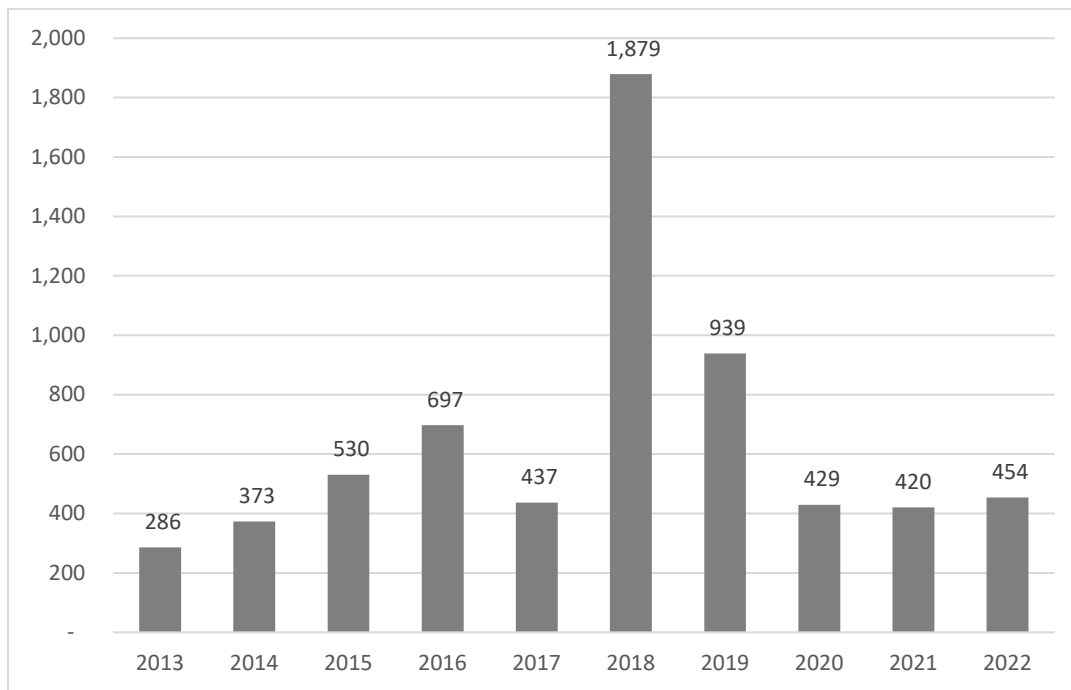
Under Ohio Revised Code Section 2923.128, sheriffs must suspend a concealed-handgun license upon learning that the holder has been arrested or charged with certain offenses, or if the licensee is the subject of a protection order. If the holder is found not guilty or charges are dismissed, the license may be returned. Sheriffs are not required to report a reason for a license suspension.

### Counties that suspended the most:

1. Franklin: 143 (180 in 2021)
1. Lake: 143 (131)
3. Clermont: 136
4. Hamilton: 93
5. Montgomery: 91

## Licenses revoked

The number of licenses revoked in 2022 rose from the previous year, to 454 from 420.



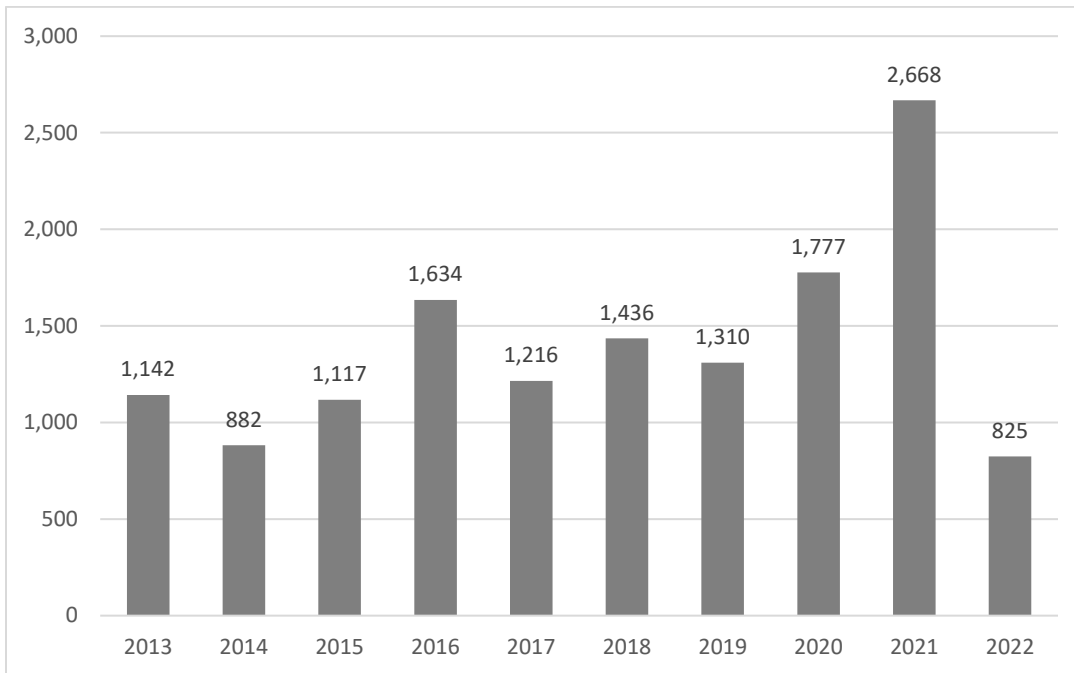
Under ORC 2923.128, sheriffs must permanently revoke the license of any person who no longer meets the eligibility requirements to carry a concealed handgun. A license may be revoked when the holder moves out of state, dies, cancels the license, is convicted of a disqualifying crime, or becomes subject to the law's restrictions on mental illness or drug or alcohol dependence. Sheriffs are not required to report the reason for a revocation.

### Counties that revoked the most:

1. Hamilton: 91 (10 in 2021)
2. Franklin: 65
3. Clermont: 55
4. Mahoning: 37
5. Montgomery: 29

## License applications denied

The number of regular-license denials totaled 825 in 2022.



The law requires sheriffs to deny an application to any person who fails to meet the eligibility criteria specified in ORC 2923.125 for regular licenses or ORC 2923.1213 for temporary emergency licenses.

### Counties that denied the most:

1. Lucas: 91 (202 in 2021)
2. Franklin: 85
3. Mahoning: 73
4. Clermont: 63
5. Cuyahoga: 54



## Reciprocity agreements

Ohio law gives the attorney general the right to negotiate concealed-carry reciprocity agreements with other states. Under such agreements, Ohio and other states agree to respect each other's concealed-carry laws and recognize each other's permit holders.

Effective March 23, 2015, Ohio recognizes the concealed-handgun license of any non-resident who has a valid concealed-handgun license from any other state, regardless of whether Ohio has entered into a reciprocity agreement with that state. Because of Ohio's recognition of those licenses, the attorney general has confirmed automatic reciprocity for Ohio license holders with several additional states.

Ohio permit holders have reciprocity with 39 states, either by reciprocity agreement or by automatic reciprocity. The 11 states that DO NOT have reciprocity with Ohio are:

- California
- Connecticut
- Hawaii
- Illinois
- Maryland
- Massachusetts
- Minnesota
- New Jersey
- New York
- Oregon
- Rhode Island

For more information, visit [www.OhioAttorneyGeneral.gov/ConcealedCarry](http://www.OhioAttorneyGeneral.gov/ConcealedCarry).

## 2022 Concealed-Carry Licensure Statistics Report Breakdown by County

<b>Adams</b>	<b>Regular Licenses</b>	<b>Temporary Emergency Licenses</b>
Number of Licenses Issued	20	0
Number of Licenses Renewed	195	N/A
Number of Licenses Suspended	1	0
Number of Licenses Revoked	0	0
Number of Licenses Denied	0	0
Number of License Processes Suspended	0	N/A

<b>Allen</b>	<b>Regular Licenses</b>	<b>Temporary Emergency Licenses</b>
Number of Licenses Issued	273	0
Number of Licenses Renewed	540	N/A
Number of Licenses Suspended	9	0
Number of Licenses Revoked	1	0
Number of Licenses Denied	0	0
Number of License Processes Suspended	0	N/A

<b>Ashland</b>	<b>Regular Licenses</b>	<b>Temporary Emergency Licenses</b>
Number of Licenses Issued	463	0
Number of Licenses Renewed	862	N/A
Number of Licenses Suspended	15	0
Number of Licenses Revoked	8	0
Number of Licenses Denied	20	0
Number of License Processes Suspended	0	N/A

<b>Ashtabula</b>	<b>Regular Licenses</b>	<b>Temporary Emergency Licenses</b>
Number of Licenses Issued	195	0
Number of Licenses Renewed	399	N/A
Number of Licenses Suspended	18	0
Number of Licenses Revoked	0	0
Number of Licenses Denied	2	0
Number of License Processes Suspended	0	N/A

<b>Athens</b>	<b>Regular Licenses</b>	<b>Temporary Emergency Licenses</b>
Number of Licenses Issued	62	0
Number of Licenses Renewed	231	N/A
Number of Licenses Suspended	4	0
Number of Licenses Revoked	1	0
Number of Licenses Denied	1	0
Number of License Processes Suspended	0	N/A

## 2022 Concealed-Carry Licensure Statistics Report

### Breakdown by County

<b>Auglaize</b>	<b>Regular Licenses</b>	<b>Temporary Emergency Licenses</b>
Number of Licenses Issued	119	0
Number of Licenses Renewed	362	N/A
Number of Licenses Suspended	10	0
Number of Licenses Revoked	0	0
Number of Licenses Denied	0	0
Number of License Processes Suspended	0	N/A

<b>Belmont</b>	<b>Regular Licenses</b>	<b>Temporary Emergency Licenses</b>
Number of Licenses Issued	250	0
Number of Licenses Renewed	227	N/A
Number of Licenses Suspended	3	0
Number of Licenses Revoked	0	0
Number of Licenses Denied	0	0
Number of License Processes Suspended	0	N/A

<b>Brown</b>	<b>Regular Licenses</b>	<b>Temporary Emergency Licenses</b>
Number of Licenses Issued	93	0
Number of Licenses Renewed	294	N/A
Number of Licenses Suspended	5	0
Number of Licenses Revoked	0	0
Number of Licenses Denied	0	0
Number of License Processes Suspended	0	N/A

<b>Butler</b>	<b>Regular Licenses</b>	<b>Temporary Emergency Licenses</b>
Number of Licenses Issued	1,238	0
Number of Licenses Renewed	2,654	N/A
Number of Licenses Suspended	63	0
Number of Licenses Revoked	0	0
Number of Licenses Denied	37	0
Number of License Processes Suspended	0	N/A

<b>Carroll</b>	<b>Regular Licenses</b>	<b>Temporary Emergency Licenses</b>
Number of Licenses Issued	48	0
Number of Licenses Renewed	220	N/A
Number of Licenses Suspended	5	0
Number of Licenses Revoked	1	0
Number of Licenses Denied	0	0
Number of License Processes Suspended	0	N/A

## 2022 Concealed-Carry Licensure Statistics Report Breakdown by County

<b>Champaign</b>	<b>Regular Licenses</b>	<b>Temporary Emergency Licenses</b>
Number of Licenses Issued	95	0
Number of Licenses Renewed	329	N/A
Number of Licenses Suspended	10	0
Number of Licenses Revoked	7	0
Number of Licenses Denied	3	0
Number of License Processes Suspended	0	N/A

<b>Clark</b>	<b>Regular Licenses</b>	<b>Temporary Emergency Licenses</b>
Number of Licenses Issued	177	0
Number of Licenses Renewed	501	N/A
Number of Licenses Suspended	34	0
Number of Licenses Revoked	3	0
Number of Licenses Denied	0	0
Number of License Processes Suspended	0	N/A

<b>Clermont</b>	<b>Regular Licenses</b>	<b>Temporary Emergency Licenses</b>
Number of Licenses Issued	1,064	1
Number of Licenses Renewed	2,562	N/A
Number of Licenses Suspended	136	0
Number of Licenses Revoked	55	0
Number of Licenses Denied	63	0
Number of License Processes Suspended	0	N/A

<b>Clinton</b>	<b>Regular Licenses</b>	<b>Temporary Emergency Licenses</b>
Number of Licenses Issued	121	0
Number of Licenses Renewed	363	N/A
Number of Licenses Suspended	4	0
Number of Licenses Revoked	1	0
Number of Licenses Denied	4	0
Number of License Processes Suspended	0	N/A

<b>Columbiana</b>	<b>Regular Licenses</b>	<b>Temporary Emergency Licenses</b>
Number of Licenses Issued	247	1
Number of Licenses Renewed	786	N/A
Number of Licenses Suspended	26	0
Number of Licenses Revoked	1	0
Number of Licenses Denied	1	0
Number of License Processes Suspended	8	N/A

## 2022 Concealed-Carry Licensure Statistics Report Breakdown by County

<b>Coshocton</b>	<b>Regular Licenses</b>	<b>Temporary Emergency Licenses</b>
Number of Licenses Issued	87	0
Number of Licenses Renewed	192	N/A
Number of Licenses Suspended	2	0
Number of Licenses Revoked	1	0
Number of Licenses Denied	0	0
Number of License Processes Suspended	0	N/A

<b>Crawford</b>	<b>Regular Licenses</b>	<b>Temporary Emergency Licenses</b>
Number of Licenses Issued	26	0
Number of Licenses Renewed	206	N/A
Number of Licenses Suspended	6	0
Number of Licenses Revoked	0	0
Number of Licenses Denied	1	0
Number of License Processes Suspended	0	N/A

<b>Cuyahoga</b>	<b>Regular Licenses</b>	<b>Temporary Emergency Licenses</b>
Number of Licenses Issued	638	1
Number of Licenses Renewed	1,172	N/A
Number of Licenses Suspended	27	0
Number of Licenses Revoked	1	0
Number of Licenses Denied	54	0
Number of License Processes Suspended	0	N/A

<b>Darke</b>	<b>Regular Licenses</b>	<b>Temporary Emergency Licenses</b>
Number of Licenses Issued	96	0
Number of Licenses Renewed	489	N/A
Number of Licenses Suspended	4	0
Number of Licenses Revoked	0	0
Number of Licenses Denied	0	0
Number of License Processes Suspended	0	N/A

<b>Defiance</b>	<b>Regular Licenses</b>	<b>Temporary Emergency Licenses</b>
Number of Licenses Issued	46	0
Number of Licenses Renewed	165	N/A
Number of Licenses Suspended	3	0
Number of Licenses Revoked	0	0
Number of Licenses Denied	0	0
Number of License Processes Suspended	1	N/A

## 2022 Concealed-Carry Licensure Statistics Report Breakdown by County

<b>Delaware</b>	<b>Regular Licenses</b>	<b>Temporary Emergency Licenses</b>
Number of Licenses Issued	366	0
Number of Licenses Renewed	1,050	N/A
Number of Licenses Suspended	17	0
Number of Licenses Revoked	0	0
Number of Licenses Denied	4	0
Number of License Processes Suspended	0	N/A

<b>Erie</b>	<b>Regular Licenses</b>	<b>Temporary Emergency Licenses</b>
Number of Licenses Issued	203	0
Number of Licenses Renewed	935	N/A
Number of Licenses Suspended	20	0
Number of Licenses Revoked	1	0
Number of Licenses Denied	5	0
Number of License Processes Suspended	0	N/A

<b>Fairfield</b>	<b>Regular Licenses</b>	<b>Temporary Emergency Licenses</b>
Number of Licenses Issued	202	0
Number of Licenses Renewed	937	N/A
Number of Licenses Suspended	4	0
Number of Licenses Revoked	4	0
Number of Licenses Denied	13	0
Number of License Processes Suspended	4	N/A

<b>Fayette</b>	<b>Regular Licenses</b>	<b>Temporary Emergency Licenses</b>
Number of Licenses Issued	64	0
Number of Licenses Renewed	113	N/A
Number of Licenses Suspended	1	0
Number of Licenses Revoked	1	0
Number of Licenses Denied	0	0
Number of License Processes Suspended	1	N/A

<b>Franklin</b>	<b>Regular Licenses</b>	<b>Temporary Emergency Licenses</b>
Number of Licenses Issued	2,597	0
Number of Licenses Renewed	4,311	N/A
Number of Licenses Suspended	143	0
Number of Licenses Revoked	65	0
Number of Licenses Denied	85	0
Number of License Processes Suspended	0	N/A

## 2022 Concealed-Carry Licensure Statistics Report Breakdown by County

<b>Fulton</b>	<b>Regular Licenses</b>	<b>Temporary Emergency Licenses</b>
Number of Licenses Issued	158	0
Number of Licenses Renewed	435	N/A
Number of Licenses Suspended	12	0
Number of Licenses Revoked	0	0
Number of Licenses Denied	8	0
Number of License Processes Suspended	0	N/A

<b>Gallia</b>	<b>Regular Licenses</b>	<b>Temporary Emergency Licenses</b>
Number of Licenses Issued	47	0
Number of Licenses Renewed	287	N/A
Number of Licenses Suspended	1	0
Number of Licenses Revoked	0	0
Number of Licenses Denied	2	0
Number of License Processes Suspended	0	N/A

<b>Geauga</b>	<b>Regular Licenses</b>	<b>Temporary Emergency Licenses</b>
Number of Licenses Issued	344	0
Number of Licenses Renewed	1,367	N/A
Number of Licenses Suspended	20	0
Number of Licenses Revoked	3	0
Number of Licenses Denied	24	0
Number of License Processes Suspended	4	N/A

<b>Greene</b>	<b>Regular Licenses</b>	<b>Temporary Emergency Licenses</b>
Number of Licenses Issued	574	0
Number of Licenses Renewed	1,089	N/A
Number of Licenses Suspended	75	0
Number of Licenses Revoked	5	0
Number of Licenses Denied	16	0
Number of License Processes Suspended	2	N/A

<b>Guernsey</b>	<b>Regular Licenses</b>	<b>Temporary Emergency Licenses</b>
Number of Licenses Issued	71	0
Number of Licenses Renewed	271	N/A
Number of Licenses Suspended	3	0
Number of Licenses Revoked	0	0
Number of Licenses Denied	0	0
Number of License Processes Suspended	0	N/A

## 2022 Concealed-Carry Licensure Statistics Report Breakdown by County

<b>Hamilton</b>	<b>Regular Licenses</b>	<b>Temporary Emergency Licenses</b>
Number of Licenses Issued	940	0
Number of Licenses Renewed	1,577	N/A
Number of Licenses Suspended	93	0
Number of Licenses Revoked	91	0
Number of Licenses Denied	6	0
Number of License Processes Suspended	0	N/A

<b>Hancock</b>	<b>Regular Licenses</b>	<b>Temporary Emergency Licenses</b>
Number of Licenses Issued	117	0
Number of Licenses Renewed	446	N/A
Number of Licenses Suspended	16	0
Number of Licenses Revoked	0	0
Number of Licenses Denied	1	0
Number of License Processes Suspended	0	N/A

<b>Hardin</b>	<b>Regular Licenses</b>	<b>Temporary Emergency Licenses</b>
Number of Licenses Issued	54	0
Number of Licenses Renewed	149	N/A
Number of Licenses Suspended	2	0
Number of Licenses Revoked	0	0
Number of Licenses Denied	0	0
Number of License Processes Suspended	0	N/A

<b>Harrison</b>	<b>Regular Licenses</b>	<b>Temporary Emergency Licenses</b>
Number of Licenses Issued	116	0
Number of Licenses Renewed	243	N/A
Number of Licenses Suspended	3	0
Number of Licenses Revoked	0	0
Number of Licenses Denied	3	0
Number of License Processes Suspended	0	N/A

<b>Henry</b>	<b>Regular Licenses</b>	<b>Temporary Emergency Licenses</b>
Number of Licenses Issued	127	0
Number of Licenses Renewed	203	N/A
Number of Licenses Suspended	15	0
Number of Licenses Revoked	0	0
Number of Licenses Denied	1	0
Number of License Processes Suspended	0	N/A



## 2022 Concealed-Carry Licensure Statistics Report Breakdown by County

<b>Highland</b>	<b>Regular Licenses</b>	<b>Temporary Emergency Licenses</b>
Number of Licenses Issued	107	0
Number of Licenses Renewed	625	N/A
Number of Licenses Suspended	19	0
Number of Licenses Revoked	1	0
Number of Licenses Denied	6	0
Number of License Processes Suspended	0	N/A

<b>Hocking</b>	<b>Regular Licenses</b>	<b>Temporary Emergency Licenses</b>
Number of Licenses Issued	136	0
Number of Licenses Renewed	332	N/A
Number of Licenses Suspended	9	0
Number of Licenses Revoked	1	0
Number of Licenses Denied	0	0
Number of License Processes Suspended	0	N/A

<b>Holmes</b>	<b>Regular Licenses</b>	<b>Temporary Emergency Licenses</b>
Number of Licenses Issued	65	0
Number of Licenses Renewed	357	N/A
Number of Licenses Suspended	4	0
Number of Licenses Revoked	2	0
Number of Licenses Denied	1	0
Number of License Processes Suspended	0	N/A

<b>Huron</b>	<b>Regular Licenses</b>	<b>Temporary Emergency Licenses</b>
Number of Licenses Issued	220	0
Number of Licenses Renewed	628	N/A
Number of Licenses Suspended	14	0
Number of Licenses Revoked	3	0
Number of Licenses Denied	9	0
Number of License Processes Suspended	3	N/A

<b>Jackson</b>	<b>Regular Licenses</b>	<b>Temporary Emergency Licenses</b>
Number of Licenses Issued	69	0
Number of Licenses Renewed	244	N/A
Number of Licenses Suspended	0	0
Number of Licenses Revoked	0	0
Number of Licenses Denied	3	0
Number of License Processes Suspended	0	N/A

## 2022 Concealed-Carry Licensure Statistics Report Breakdown by County

<b>Jefferson</b>	<b>Regular Licenses</b>	<b>Temporary Emergency Licenses</b>
Number of Licenses Issued	161	0
Number of Licenses Renewed	464	N/A
Number of Licenses Suspended	9	0
Number of Licenses Revoked	0	0
Number of Licenses Denied	2	0
Number of License Processes Suspended	0	N/A

<b>Knox</b>	<b>Regular Licenses</b>	<b>Temporary Emergency Licenses</b>
Number of Licenses Issued	128	0
Number of Licenses Renewed	490	N/A
Number of Licenses Suspended	8	0
Number of Licenses Revoked	0	0
Number of Licenses Denied	4	0
Number of License Processes Suspended	0	N/A

<b>Lake</b>	<b>Regular Licenses</b>	<b>Temporary Emergency Licenses</b>
Number of Licenses Issued	2,467	0
Number of Licenses Renewed	3,274	N/A
Number of Licenses Suspended	143	0
Number of Licenses Revoked	28	0
Number of Licenses Denied	27	0
Number of License Processes Suspended	0	N/A

<b>Lawrence</b>	<b>Regular Licenses</b>	<b>Temporary Emergency Licenses</b>
Number of Licenses Issued	125	0
Number of Licenses Renewed	461	N/A
Number of Licenses Suspended	12	0
Number of Licenses Revoked	0	0
Number of Licenses Denied	0	0
Number of License Processes Suspended	0	N/A

<b>Licking</b>	<b>Regular Licenses</b>	<b>Temporary Emergency Licenses</b>
Number of Licenses Issued	217	0
Number of Licenses Renewed	843	N/A
Number of Licenses Suspended	13	0
Number of Licenses Revoked	1	0
Number of Licenses Denied	5	0
Number of License Processes Suspended	0	N/A

## 2022 Concealed-Carry Licensure Statistics Report Breakdown by County

<b>Logan</b>	<b>Regular Licenses</b>	<b>Temporary Emergency Licenses</b>
Number of Licenses Issued	88	0
Number of Licenses Renewed	301	N/A
Number of Licenses Suspended	3	0
Number of Licenses Revoked	0	0
Number of Licenses Denied	0	0
Number of License Processes Suspended	0	N/A

<b>Lorain</b>	<b>Regular Licenses</b>	<b>Temporary Emergency Licenses</b>
Number of Licenses Issued	263	0
Number of Licenses Renewed	1,025	N/A
Number of Licenses Suspended	18	0
Number of Licenses Revoked	5	0
Number of Licenses Denied	2	0
Number of License Processes Suspended	3	N/A

<b>Lucas</b>	<b>Regular Licenses</b>	<b>Temporary Emergency Licenses</b>
Number of Licenses Issued	632	1
Number of Licenses Renewed	1,122	N/A
Number of Licenses Suspended	54	0
Number of Licenses Revoked	5	0
Number of Licenses Denied	91	0
Number of License Processes Suspended	3	N/A

<b>Madison</b>	<b>Regular Licenses</b>	<b>Temporary Emergency Licenses</b>
Number of Licenses Issued	414	0
Number of Licenses Renewed	1,008	N/A
Number of Licenses Suspended	37	0
Number of Licenses Revoked	6	0
Number of Licenses Denied	9	0
Number of License Processes Suspended	6	N/A

<b>Mahoning</b>	<b>Regular Licenses</b>	<b>Temporary Emergency Licenses</b>
Number of Licenses Issued	533	0
Number of Licenses Renewed	1,131	N/A
Number of Licenses Suspended	64	0
Number of Licenses Revoked	37	0
Number of Licenses Denied	73	0
Number of License Processes Suspended	0	N/A

## 2022 Concealed-Carry Licensure Statistics Report Breakdown by County

<b>Marion</b>	<b>Regular Licenses</b>	<b>Temporary Emergency Licenses</b>
Number of Licenses Issued	151	0
Number of Licenses Renewed	569	N/A
Number of Licenses Suspended	15	0
Number of Licenses Revoked	16	0
Number of Licenses Denied	1	0
Number of License Processes Suspended	0	N/A

<b>Medina</b>	<b>Regular Licenses</b>	<b>Temporary Emergency Licenses</b>
Number of Licenses Issued	338	1
Number of Licenses Renewed	1,404	N/A
Number of Licenses Suspended	7	0
Number of Licenses Revoked	4	0
Number of Licenses Denied	4	0
Number of License Processes Suspended	0	N/A

<b>Meigs</b>	<b>Regular Licenses</b>	<b>Temporary Emergency Licenses</b>
Number of Licenses Issued	38	0
Number of Licenses Renewed	128	N/A
Number of Licenses Suspended	0	0
Number of Licenses Revoked	0	0
Number of Licenses Denied	0	0
Number of License Processes Suspended	0	N/A

<b>Mercer</b>	<b>Regular Licenses</b>	<b>Temporary Emergency Licenses</b>
Number of Licenses Issued	127	0
Number of Licenses Renewed	402	N/A
Number of Licenses Suspended	3	0
Number of Licenses Revoked	3	0
Number of Licenses Denied	2	0
Number of License Processes Suspended	0	N/A

<b>Miami</b>	<b>Regular Licenses</b>	<b>Temporary Emergency Licenses</b>
Number of Licenses Issued	344	0
Number of Licenses Renewed	778	N/A
Number of Licenses Suspended	15	0
Number of Licenses Revoked	19	0
Number of Licenses Denied	4	0
Number of License Processes Suspended	0	N/A

## 2022 Concealed-Carry Licensure Statistics Report Breakdown by County

<b>Monroe</b>	<b>Regular Licenses</b>	<b>Temporary Emergency Licenses</b>
Number of Licenses Issued	54	0
Number of Licenses Renewed	132	N/A
Number of Licenses Suspended	1	0
Number of Licenses Revoked	0	0
Number of Licenses Denied	0	0
Number of License Processes Suspended	0	N/A

<b>Montgomery</b>	<b>Regular Licenses</b>	<b>Temporary Emergency Licenses</b>
Number of Licenses Issued	810	0
Number of Licenses Renewed	2,083	N/A
Number of Licenses Suspended	91	0
Number of Licenses Revoked	29	0
Number of Licenses Denied	26	0
Number of License Processes Suspended	2	N/A

<b>Morgan</b>	<b>Regular Licenses</b>	<b>Temporary Emergency Licenses</b>
Number of Licenses Issued	39	0
Number of Licenses Renewed	146	N/A
Number of Licenses Suspended	6	0
Number of Licenses Revoked	0	0
Number of Licenses Denied	0	0
Number of License Processes Suspended	0	N/A

<b>Morrow</b>	<b>Regular Licenses</b>	<b>Temporary Emergency Licenses</b>
Number of Licenses Issued	144	0
Number of Licenses Renewed	376	N/A
Number of Licenses Suspended	4	0
Number of Licenses Revoked	4	0
Number of Licenses Denied	0	0
Number of License Processes Suspended	0	N/A

<b>Muskingum</b>	<b>Regular Licenses</b>	<b>Temporary Emergency Licenses</b>
Number of Licenses Issued	184	1
Number of Licenses Renewed	672	N/A
Number of Licenses Suspended	16	0
Number of Licenses Revoked	3	0
Number of Licenses Denied	1	0
Number of License Processes Suspended	0	N/A

## 2022 Concealed-Carry Licensure Statistics Report Breakdown by County

<b>Noble</b>	<b>Regular Licenses</b>	<b>Temporary Emergency Licenses</b>
Number of Licenses Issued	25	0
Number of Licenses Renewed	96	N/A
Number of Licenses Suspended	2	0
Number of Licenses Revoked	0	0
Number of Licenses Denied	0	0
Number of License Processes Suspended	0	N/A

<b>Ottawa</b>	<b>Regular Licenses</b>	<b>Temporary Emergency Licenses</b>
Number of Licenses Issued	165	0
Number of Licenses Renewed	560	N/A
Number of Licenses Suspended	25	0
Number of Licenses Revoked	0	0
Number of Licenses Denied	8	0
Number of License Processes Suspended	21	N/A

<b>Paulding</b>	<b>Regular Licenses</b>	<b>Temporary Emergency Licenses</b>
Number of Licenses Issued	44	0
Number of Licenses Renewed	126	N/A
Number of Licenses Suspended	3	0
Number of Licenses Revoked	0	0
Number of Licenses Denied	2	0
Number of License Processes Suspended	0	N/A

<b>Perry</b>	<b>Regular Licenses</b>	<b>Temporary Emergency Licenses</b>
Number of Licenses Issued	33	0
Number of Licenses Renewed	293	N/A
Number of Licenses Suspended	5	0
Number of Licenses Revoked	0	0
Number of Licenses Denied	3	0
Number of License Processes Suspended	0	N/A

<b>Pickaway</b>	<b>Regular Licenses</b>	<b>Temporary Emergency Licenses</b>
Number of Licenses Issued	130	0
Number of Licenses Renewed	311	N/A
Number of Licenses Suspended	2	0
Number of Licenses Revoked	1	0
Number of Licenses Denied	4	0
Number of License Processes Suspended	2	N/A

## 2022 Concealed-Carry Licensure Statistics Report Breakdown by County

<b>Pike</b>	<b>Regular Licenses</b>	<b>Temporary Emergency Licenses</b>
Number of Licenses Issued	35	0
Number of Licenses Renewed	184	N/A
Number of Licenses Suspended	1	0
Number of Licenses Revoked	0	0
Number of Licenses Denied	0	0
Number of License Processes Suspended	0	N/A

<b>Portage</b>	<b>Regular Licenses</b>	<b>Temporary Emergency Licenses</b>
Number of Licenses Issued	608	0
Number of Licenses Renewed	1,444	N/A
Number of Licenses Suspended	49	0
Number of Licenses Revoked	0	0
Number of Licenses Denied	30	0
Number of License Processes Suspended	0	N/A

<b>Preble</b>	<b>Regular Licenses</b>	<b>Temporary Emergency Licenses</b>
Number of Licenses Issued	135	0
Number of Licenses Renewed	515	N/A
Number of Licenses Suspended	0	0
Number of Licenses Revoked	1	0
Number of Licenses Denied	0	0
Number of License Processes Suspended	0	N/A

<b>Putnam</b>	<b>Regular Licenses</b>	<b>Temporary Emergency Licenses</b>
Number of Licenses Issued	40	0
Number of Licenses Renewed	155	N/A
Number of Licenses Suspended	2	0
Number of Licenses Revoked	0	0
Number of Licenses Denied	0	0
Number of License Processes Suspended	0	N/A

<b>Richland</b>	<b>Regular Licenses</b>	<b>Temporary Emergency Licenses</b>
Number of Licenses Issued	205	1
Number of Licenses Renewed	687	N/A
Number of Licenses Suspended	19	0
Number of Licenses Revoked	1	0
Number of Licenses Denied	18	0
Number of License Processes Suspended	14	N/A

## 2022 Concealed-Carry Licensure Statistics Report Breakdown by County

<b>Ross</b>	<b>Regular Licenses</b>	<b>Temporary Emergency Licenses</b>
Number of Licenses Issued	37	0
Number of Licenses Renewed	406	N/A
Number of Licenses Suspended	0	0
Number of Licenses Revoked	0	0
Number of Licenses Denied	4	0
Number of License Processes Suspended	0	N/A

<b>Sandusky</b>	<b>Regular Licenses</b>	<b>Temporary Emergency Licenses</b>
Number of Licenses Issued	98	0
Number of Licenses Renewed	507	N/A
Number of Licenses Suspended	21	0
Number of Licenses Revoked	12	0
Number of Licenses Denied	5	0
Number of License Processes Suspended	0	N/A

<b>Scioto</b>	<b>Regular Licenses</b>	<b>Temporary Emergency Licenses</b>
Number of Licenses Issued	121	0
Number of Licenses Renewed	629	N/A
Number of Licenses Suspended	5	0
Number of Licenses Revoked	1	0
Number of Licenses Denied	1	0
Number of License Processes Suspended	0	N/A

<b>Seneca</b>	<b>Regular Licenses</b>	<b>Temporary Emergency Licenses</b>
Number of Licenses Issued	117	0
Number of Licenses Renewed	171	N/A
Number of Licenses Suspended	0	0
Number of Licenses Revoked	0	0
Number of Licenses Denied	0	0
Number of License Processes Suspended	0	N/A

<b>Shelby</b>	<b>Regular Licenses</b>	<b>Temporary Emergency Licenses</b>
Number of Licenses Issued	110	0
Number of Licenses Renewed	415	N/A
Number of Licenses Suspended	11	0
Number of Licenses Revoked	1	0
Number of Licenses Denied	1	0
Number of License Processes Suspended	0	N/A



## 2022 Concealed-Carry Licensure Statistics Report Breakdown by County

<b>Stark</b>	<b>Regular Licenses</b>	<b>Temporary Emergency Licenses</b>
Number of Licenses Issued	602	0
Number of Licenses Renewed	1,438	N/A
Number of Licenses Suspended	48	0
Number of Licenses Revoked	0	0
Number of Licenses Denied	30	0
Number of License Processes Suspended	0	N/A

<b>Summit</b>	<b>Regular Licenses</b>	<b>Temporary Emergency Licenses</b>
Number of Licenses Issued	1,035	0
Number of Licenses Renewed	1,580	N/A
Number of Licenses Suspended	22	0
Number of Licenses Revoked	3	0
Number of Licenses Denied	30	0
Number of License Processes Suspended	0	N/A

<b>Trumbull</b>	<b>Regular Licenses</b>	<b>Temporary Emergency Licenses</b>
Number of Licenses Issued	484	1
Number of Licenses Renewed	953	N/A
Number of Licenses Suspended	32	0
Number of Licenses Revoked	1	0
Number of Licenses Denied	15	0
Number of License Processes Suspended	0	N/A

<b>Tuscarawas</b>	<b>Regular Licenses</b>	<b>Temporary Emergency Licenses</b>
Number of Licenses Issued	1,715	0
Number of Licenses Renewed	1,395	N/A
Number of Licenses Suspended	26	0
Number of Licenses Revoked	5	0
Number of Licenses Denied	2	0
Number of License Processes Suspended	0	N/A

<b>Union</b>	<b>Regular Licenses</b>	<b>Temporary Emergency Licenses</b>
Number of Licenses Issued	295	0
Number of Licenses Renewed	352	N/A
Number of Licenses Suspended	10	0
Number of Licenses Revoked	0	0
Number of Licenses Denied	2	0
Number of License Processes Suspended	4	N/A

## 2022 Concealed-Carry Licensure Statistics Report

### Breakdown by County

<b>Van Wert</b>	<b>Regular Licenses</b>	<b>Temporary Emergency Licenses</b>
Number of Licenses Issued	42	0
Number of Licenses Renewed	190	N/A
Number of Licenses Suspended	2	0
Number of Licenses Revoked	0	0
Number of Licenses Denied	0	0
Number of License Processes Suspended	0	N/A

<b>Vinton</b>	<b>Regular Licenses</b>	<b>Temporary Emergency Licenses</b>
Number of Licenses Issued	65	0
Number of Licenses Renewed	194	N/A
Number of Licenses Suspended	6	0
Number of Licenses Revoked	0	0
Number of Licenses Denied	0	0
Number of License Processes Suspended	3	N/A

<b>Warren</b>	<b>Regular Licenses</b>	<b>Temporary Emergency Licenses</b>
Number of Licenses Issued	590	0
Number of Licenses Renewed	1,865	N/A
Number of Licenses Suspended	40	0
Number of Licenses Revoked	2	0
Number of Licenses Denied	16	0
Number of License Processes Suspended	0	N/A

<b>Washington</b>	<b>Regular Licenses</b>	<b>Temporary Emergency Licenses</b>
Number of Licenses Issued	117	0
Number of Licenses Renewed	389	N/A
Number of Licenses Suspended	7	0
Number of Licenses Revoked	0	0
Number of Licenses Denied	7	0
Number of License Processes Suspended	1	N/A

<b>Wayne</b>	<b>Regular Licenses</b>	<b>Temporary Emergency Licenses</b>
Number of Licenses Issued	331	0
Number of Licenses Renewed	1,023	N/A
Number of Licenses Suspended	6	0
Number of Licenses Revoked	4	0
Number of Licenses Denied	1	0
Number of License Processes Suspended	0	N/A

## 2022 Concealed-Carry Licensure Statistics Report Breakdown by County

<b>Williams</b>	<b>Regular Licenses</b>	<b>Temporary Emergency Licenses</b>
Number of Licenses Issued	149	0
Number of Licenses Renewed	379	N/A
Number of Licenses Suspended	12	0
Number of Licenses Revoked	2	0
Number of Licenses Denied	2	0
Number of License Processes Suspended	0	N/A

<b>Wood</b>	<b>Regular Licenses</b>	<b>Temporary Emergency Licenses</b>
Number of Licenses Issued	474	0
Number of Licenses Renewed	1,106	N/A
Number of Licenses Suspended	33	0
Number of Licenses Revoked	3	0
Number of Licenses Denied	19	0
Number of License Processes Suspended	0	N/A

<b>Wyandot</b>	<b>Regular Licenses</b>	<b>Temporary Emergency Licenses</b>
Number of Licenses Issued	37	0
Number of Licenses Renewed	231	N/A
Number of Licenses Suspended	4	0
Number of Licenses Revoked	0	0
Number of Licenses Denied	1	0
Number of License Processes Suspended	0	N/A

<b>STATE TOTALS</b>	<b>Regular Licenses</b>	<b>Temporary Emergency Licenses</b>
Number of Licenses Issued	27,031	8
Number of Licenses Renewed	62,751	N/A
Number of Licenses Suspended	1,768	0
Number of Licenses Revoked	454	0
Number of Licenses Denied	825	0
Number of License Processes Suspended	82	N/A



**DAVE YOST**

OHIO ATTORNEY GENERAL

---

---

# STATISTICS ON CONCEALED HANDGUN LICENSES IN OHIO

## 2022 ANNUAL REPORT

---

---

**Ohio Attorney General's Office**

30 E. Broad St. 17th Floor

Columbus, OH 43215

800-282-0515

**[www.OhioAttorneyGeneral.gov](http://www.OhioAttorneyGeneral.gov)**