

BCI

Ohio Bureau of Criminal Identification and Investigation

Barbara J. DiPietro – Forensic Chemist



Introduction

Who are the BCI chemists

Where we are located

What we do

Who you are

Where you are located

What you do

Drug Overview

Bowling Green



Richfield

London

Bowling Green 419-353-5603

Scott Dobransky



Kelsey Degen



Richfield

330-659-4600

Ken Ross



Keith Taggart



Jeff Houser



Stephanie Laux



Barb DiPietro



Shervonne Bufford



Jen Acurio



London

740-845-2000

Greg Kiddon



Amanda Wolfe

Bev Wiltshire



Jessica Toms



BCI Chemists:

Tool for Law Enforcement Agencies

Provide information

Answer questions

Analyze Evidence for Presence of Controlled Substances

Determine Weight

Identify any Controlled substances

YOU



Drug Task Force

Big City Police Department




Small Town Law Enforcement

Other



Drug Overview

- Narcotics
- Stimulants
- Depressants
- Cannabis
- Hallucinogens
- Others



Stimulants



Cocaine



Methamphetamine



Khat



Amphetamine

Depressants




Clonazepam



Diazepam



Alprazolam



GHB



Flunitrazepam
"roofies"



Cannabis



Marijuana



Hash

Hallucinogens



Ecstasy
(MDMA, BZP,
Ketamine, Meth...)



LSD



Psilocyn/ Psilocybin Mushrooms

Salvia



Others





Inhalants



Steroids

Break


Time!



Be Back in 10

Drug Trends

- National Drug User Trends
 - By Demographics
- Ohio Drug Trends
 - By Drug



National Drug User Trends

By Demographics

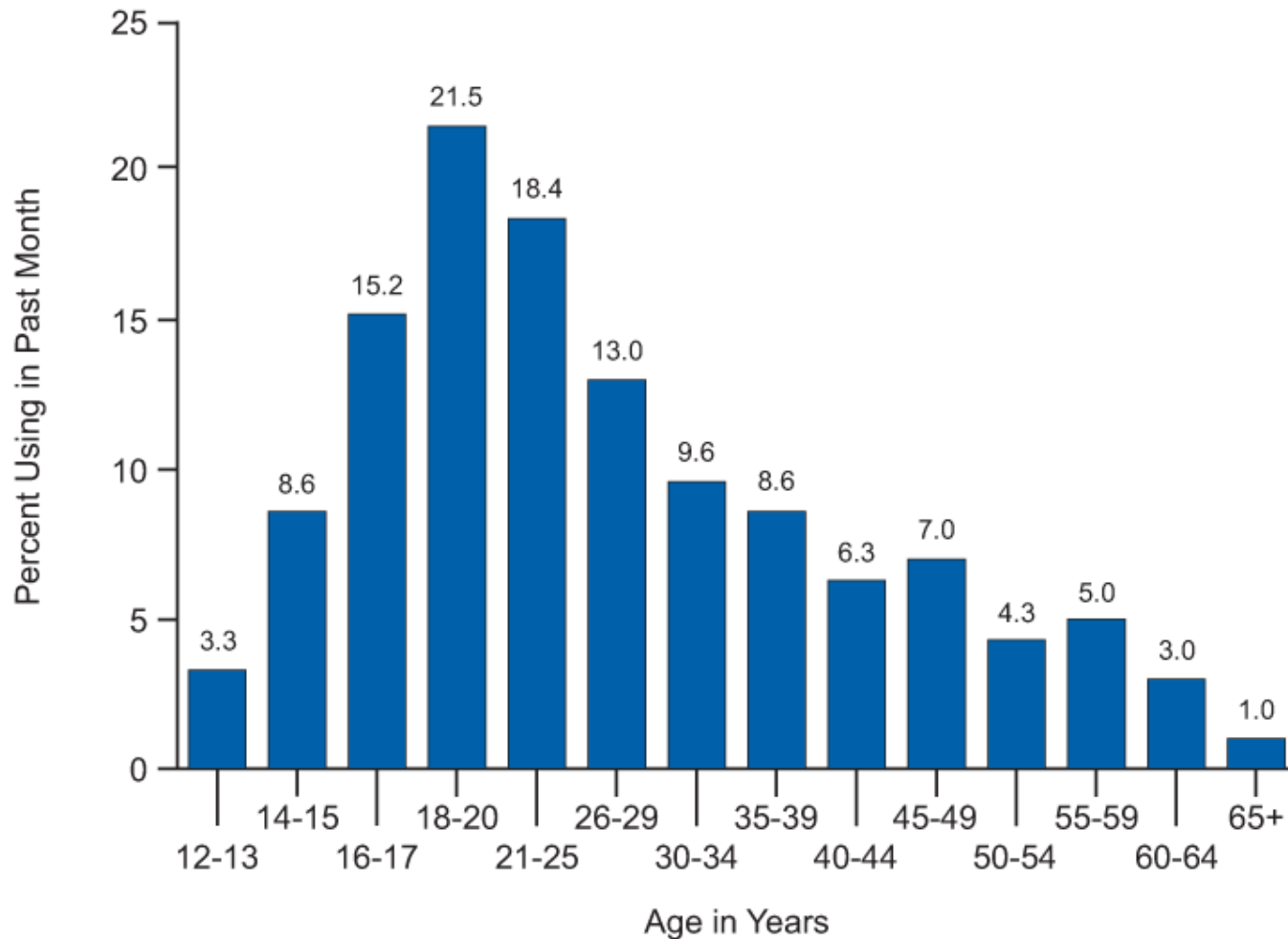
- Age
- Gender
- Race
- Employment & Education
- Geographic Area

Statistics and Quotes from ***NSDUH***

“2008, an estimated 20.1 million Americans aged 12 or older were current (past month) illicit drug users, meaning they had used an illicit drug during the month prior to the survey interview. This estimate represents 8.0 percent of the population aged 12 or older”

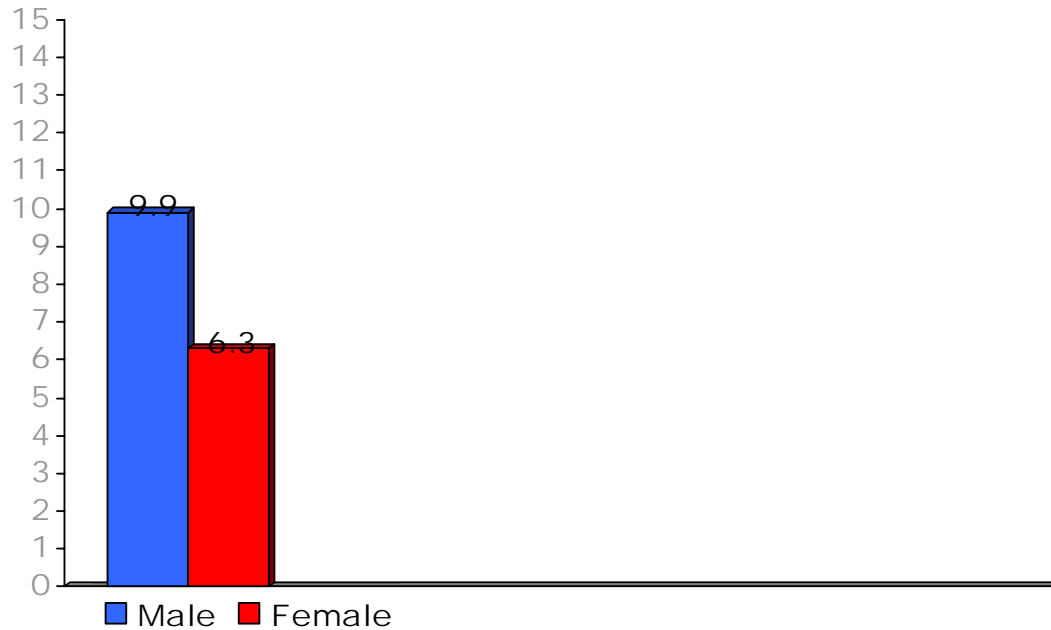
Substance Abuse and Mental Health Services Administration. (2009). *Results from the 2008 National Survey on Drug Use and Health: National Findings* (Office of Applied Studies, NSDUH Series H-36, HHS Publication No. SMA 09-4434). Rockville, MD.

Age



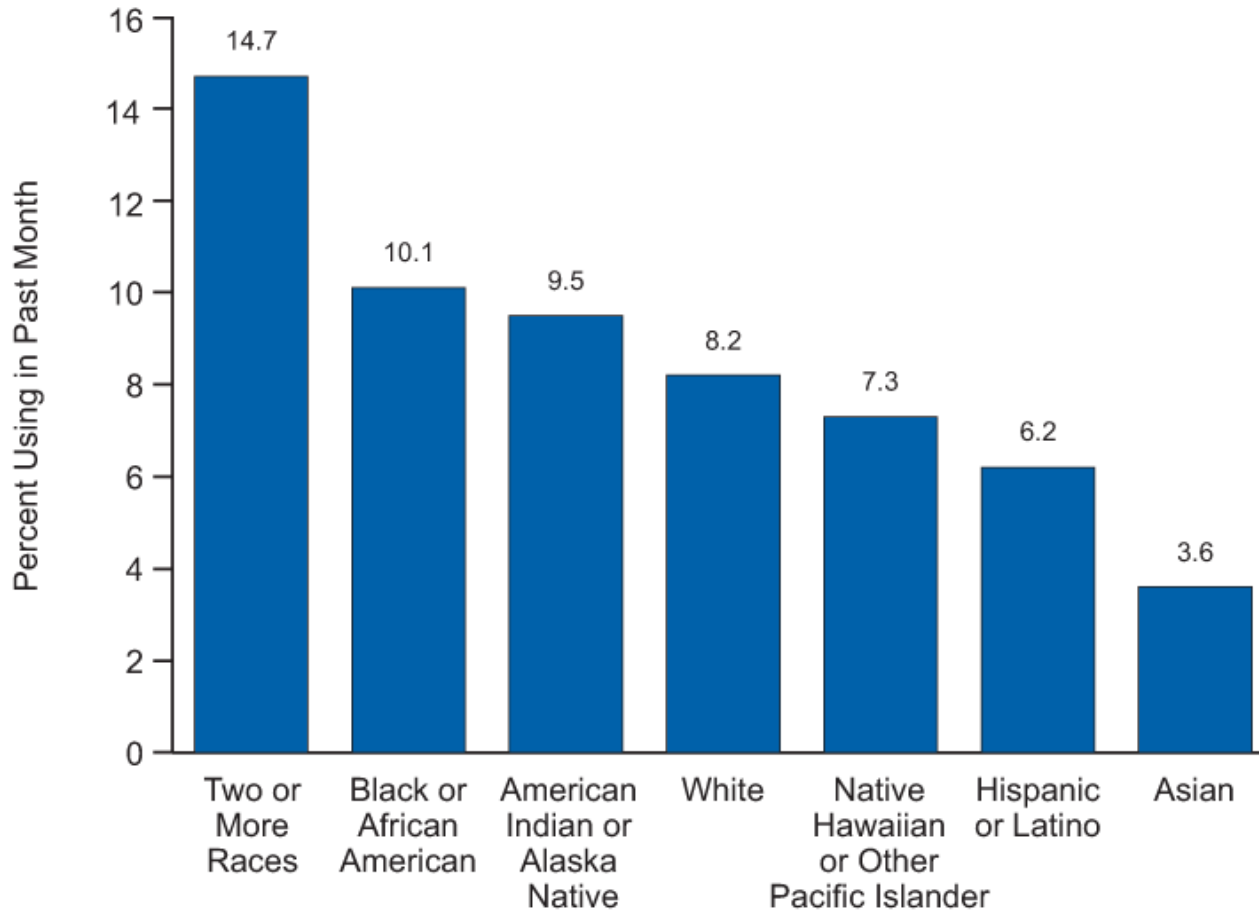
Adults aged 50 to 59, illicit drug use increased from 2.7 to 4.6 percent between 2002 and 2008

Gender



Although it has been the trend in recent years for the percentage of Males abusing drugs to be higher, the percentages for women are getting closer

Race

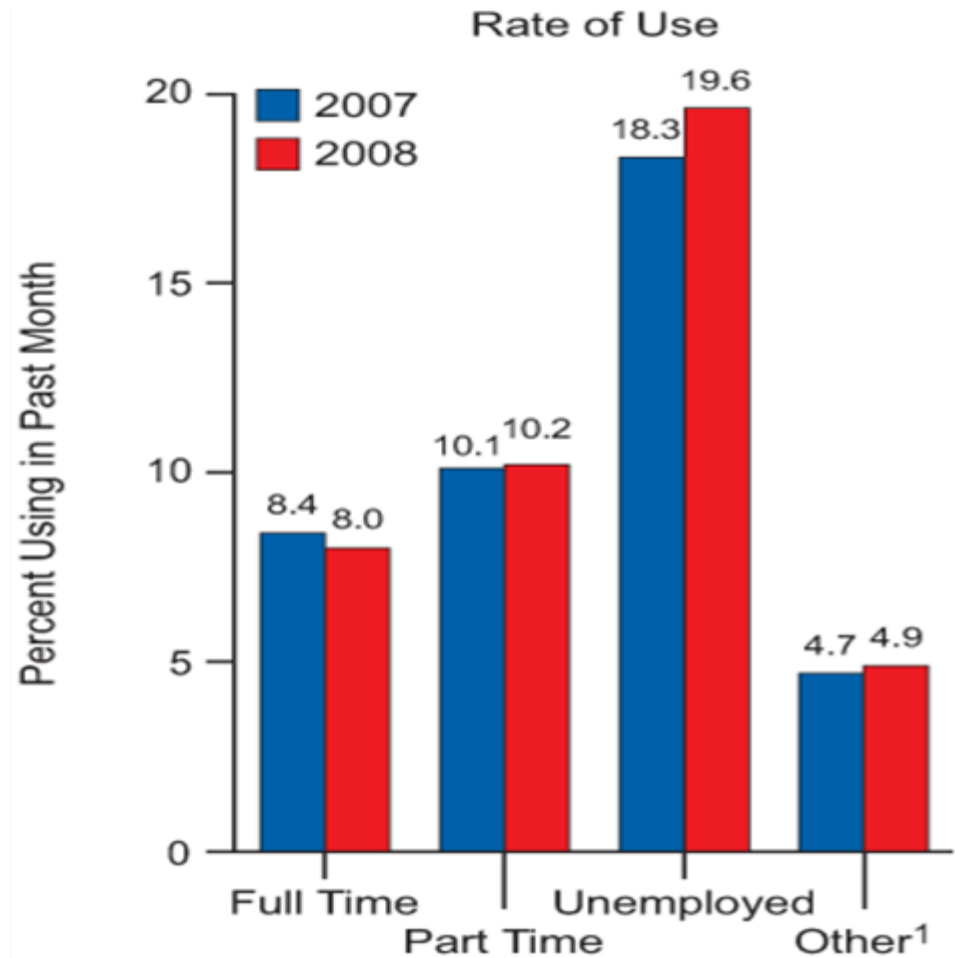


The trend (percentages) of Drug abuse by Race has remained similar since 2002

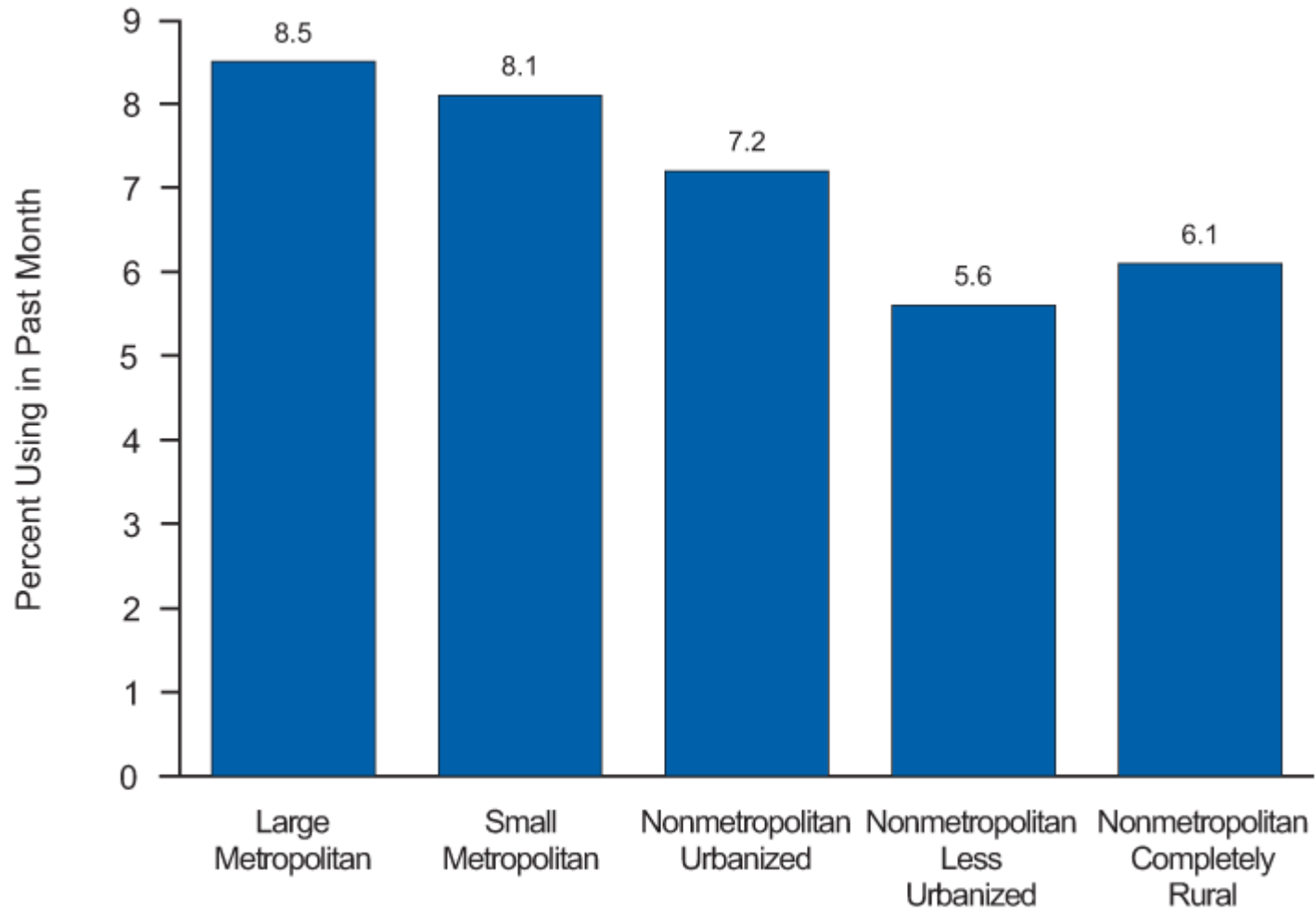
Employment

*Adults aged 18 or older,
the rate of current illicit drug
use:*

- *did not graduate from high school*
• 8.1 %
- *high school graduates*
• 8.6 %
- *those with some college*
• 9.4 %
- *college graduates*
• 5.7 %



Geographic Area



Ohio *Illicit Drug* Trends

By Drug

- Trends Affected By
 - Availability
 - Perceived Risk
 - Fads

Availability

- Abundance
- Cost
- Location

Methamphetamine vs Heroin

Pharmaceuticals

Perceived Risk:

Harmful

Heroin with Fentanyl

Penalty

Salvia, BZP, Analogs

Cocaine base vs Cocaine HCL

Fads:

New Stuff

BZP vs MDMA

Salvia

Old Stuff with New Users

Heroin

LSD

Mushrooms

Survey

- State Drug Chemists
- You
- Compare Results

Survey

1. What one illicit drug are you seeing the most of?
 - Cocaine
2. Name three other illicit drugs you commonly see?
 - Pills, Marijuana, Heroin
3. What new drugs have you recently seen?
 - BZP
4. Are there any old drugs making a comeback ?
 - Heroin
5. What pharmaceutical drugs have you seen most?
 - Oxycodone, Hydrocodone
6. Have you had any Salvia cases?
 - Yes, 5-6
7. What type of heroin do you encounter the most?
 - L&BG-Tar, R-Powder

Survey

8. What other forms heroin have you seen?
 - Tar and Powder
 9. What type of LSD do you encounter the most?
 - Paper
 10. What other forms of LSD have you seen?
 - Gel Caps
 11. How often do have cases with ecstasy?
 - Many
 12. Most often, what drugs are found in the ecstasy ?
 - BZP
- * What were you hoping to learn at this workshop?

Questions?